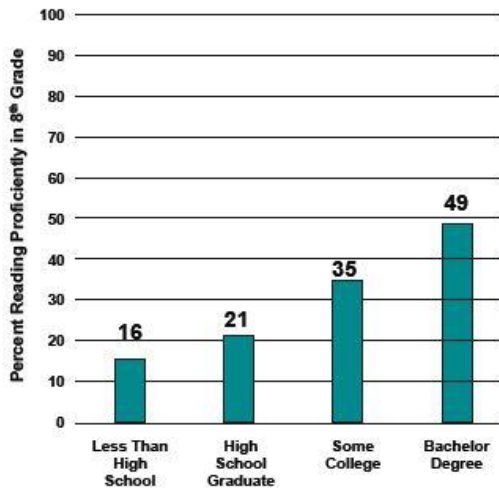


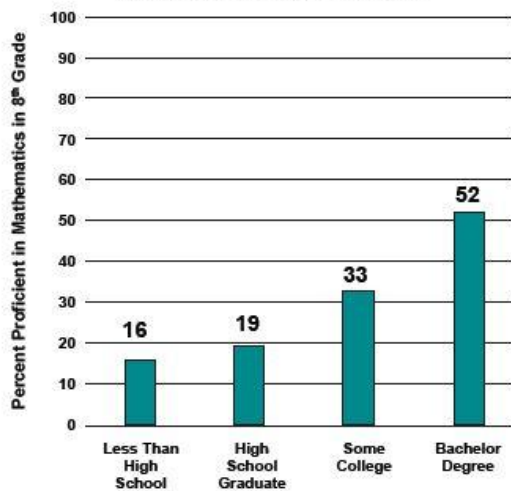
Education Indicators, Figures 5 - 8: Mother's Education and Children's Outcomes

**Figure 5. Children's Reading Proficiently,
by Parental Education, 2013**



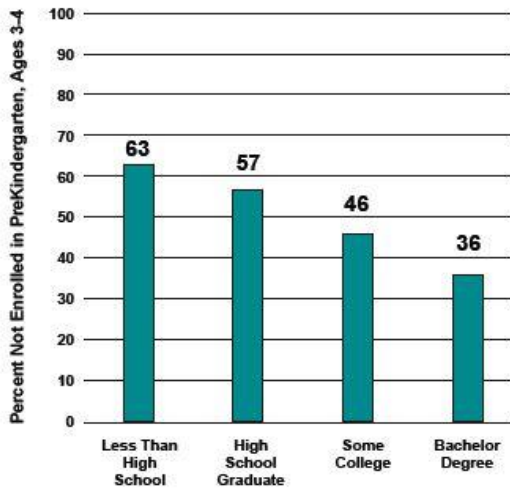
Source: National Assessment of Educational Progress. Downloaded by the authors from "Custom Data Tables" from National Center for Education Statistics (2013a). Results are by "parental education" which is the highest level of education reported for either parent (National Center for Education Statistics (2013b)).

**Figure 6. Children's Mathematics Proficiency,
by Parental Education, 2013**



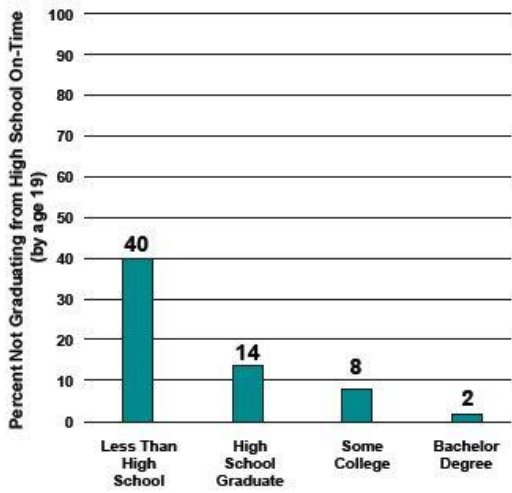
Source: National Assessment of Educational Progress. Downloaded by the authors from "Custom Data Tables" from National Center for Education Statistics (2013a). Results are by "parental education" which is the highest level of education reported for either parent (National Center for Education Statistics (2013b)).

Figure 7. Children Not Enrolled in PreKindergarten, by Mother's Education, 2012



Source: U.S. Census Bureau, Current Population Survey, October 2012. Calculated by the authors from data file prepared by CPS Utilities, Unicon Research Corporation.

Figure 8. Youth Not Graduating from High School On-Time, by Mother's Education, 1993-2008



Source: National Longitudinal Survey of Youth 1979 (NLSY79). Calculated by the authors from National Longitudinal Surveys (2011).